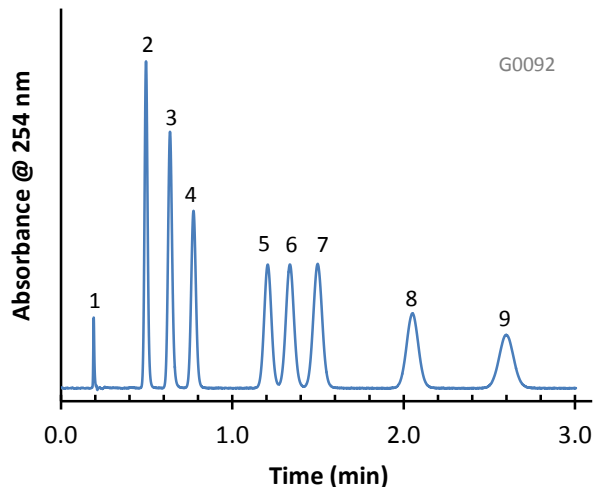


Separation of Sulfa Drugs on HALO-5 C18



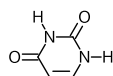
PEAK IDENTITIES:

1. Uracil
2. Sulfadiazine
3. Sulfathiazole
4. Sulfamerazine
5. Sulfamethazine
6. Sulfamethizole
7. Sulfamethoxyipyridazine
8. Sulfachloropyridazine
9. Sulfamethoxazole

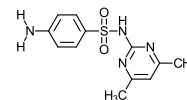
TEST CONDITIONS:

Column: 4.6 x 50 mm, HALO-5, C18
 Part Number: 95814-402
 Mobile Phase: 87/13: A/B
 A= 0.02 M Ammonium formate, pH=3 (adj)
 B= 50/50: Acetonitrile/methanol
 Flow Rate: 2.5 mL/min.
 Pressure: 185 bar
 Temperature: 30°C
 Detection: UV 254 nm, VWD
 Injection Volume: 1.0 µL
 Sample Solvent: 50/50: Water/acetonitrile
 Data rate: 50 pps
 Response Time: 0.02 sec.
 Flow Cell: 2.5 µL semi-micro
 LC System: Shimadzu Prominence UFLC XR
 ECV: ~14 µL

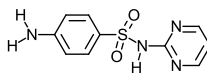
STRUCTURES:



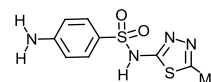
Uracil



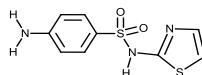
Sulfamethazine



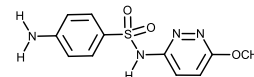
Sulfadiazine



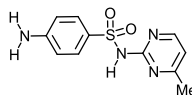
Sulfamethizole



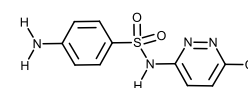
Sulfathiazole



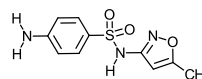
Sulfamethoxyipyridazine



Sulfamerazine



Sulfachloropyridazine



Sulfamethoxazole

This separation shows the rapid analysis of 8 sulfa drugs on HALO-5 Fused-Core, 5 micron, C18 phase. The use of mixed organic solvents improved the selectivity between compounds having similar structures.